

GAME

1

August 31, 2002

California 70, Baylor 22

Memorial Stadium (27,185)

LINESCORE

	1	2	3	4	F
Baylor	7	0	8	7	—
California	35	14	0	21	—



Scoring Summary

Team	Qtr	Time	Play	Score
CAL	1st	14:40	Gray 71 pass from Williams (Jensen kick) <i>Drive: 1 play, 71 yards, 0:20</i>	7-0
CAL	1st	12:58	McArthur 4 pass from Boller (Jensen kick) <i>Drive: 3 plays, 11 yards, 1:25</i>	14-0
CAL	1st	8:19	Igber 8 pass from Boller (Jensen kick) <i>Drive: 6 plays, 60 yards, 2:31</i>	21-0
CAL	1st	1:49	Nixon 100 interception return (Jensen kick)	28-0
CAL	1st	0:57	Powell 26 interception return (Jensen kick)	35-0
BU	1st	0:00	Newhouse 85 pass from Karas (Andino kick) <i>Drive: 2 plays, 76 yards, 0:57</i>	35-7
CAL	2nd	10:41	Manderino 18 pass from Boller (Jensen kick) <i>Drive: 2 plays, 16 yards, 0:33</i>	42-7
CAL	2nd	1:16	McArthur 5 run (Jensen kick) <i>Drive: 8 plays, 55 yards, 3:06</i>	49-7
BU	3rd	0:31	Golden 1 run (Ricks rush) <i>Drive: 13 plays, 89 yards, 5:33</i>	49-15
CAL	4th	12:12	Boller 3 run (Jensen kick) <i>Drive: 7 plays, 71 yards, 3:09</i>	56-15
CAL	4th	10:06	Ward 52 pass from Robertson (Jensen kick) <i>Drive: 2 plays, 53 yards, 0:49</i>	63-15
CAL	4th	4:16	O'Keith 2 run (Jensen kick) <i>Drive: 6 plays, 45 yards, 2:43</i>	70-15
BU	4th	1:31	Armstrong 6 run (Andino kick) <i>Drive: 7 plays, 70 yards, 2:45</i>	70-22

Team Statistics	BU	CAL
First Downs	21	21
Rushes-Yards	40-79	31-105
Passing Yards	323	355
Passes (Att-Comp-Int)	39-23-4	30-22-0
Total Offense Plays-Yards	79-402	61-460
Fumble Returns-Yards	0-0	1-6
Punt Returns-Yards	2-20	4-29
Kickoff Returns-Yards	10-161	4-105
Interception Returns-Yards	0-0	4-174
Punts (Number-Avg)	8-31.0	4-39.2
Fumbles-Lost	3-1	1-0
Penalties-Yards	12-95	10-81
Possession Time	35:18	24:42
Third-Down Conversions	7 of 16	4 of 10

Rushing

Baylor – Golden 15-47; Armstrong 13-32; Zachry 1-12; Quiroga 1-6; Cicero 1-(-1); Karas 9-(-17).

California – Igber 13-65; O'Keith 5-21; Williams 4-13; Porter 4-7; McArthur 1-5; Boller 4-(-6).

Passing

Baylor – Karas 27-14-1-211; Cicero 9-6-3-64; Zachry 3-3-0-48.

California – Boller 26-18-0-213; Robertson 2-2-0-64; Williams 2-2-0-78.

Receiving

Baylor – Newhouse 8-164; Hampton 4-27; Thompson 3-26; Darnell 1-39; Quiroga 1-27; Golden 1-13; Harrington 1-11; Armstrong 1-7; Roberts 1-7; Evans 1-4; Martin 1-(-2).

California – McArthur 7-90; Ward 4-77; Makonnen 3-43; Manderino 3-41; Igber 2-14; Gray 1-71; Toler 1-12; Boller 1-7.

Matt Nixon returned an interception 100 yards for a touchdown, and Jeff Tedford made a phenomenal coaching debut as California scored 35 points in the first quarter of a 70-22 victory over Baylor.

Cal reached the end zone on a 71-yard double pass on its first play, and the Golden Bears intercepted four passes – returning two for TDs, including Nixon's length-of-the-field ramble – while rolling to a 49-7 halftime lead.

Quarterback Kyle Boller passed for 213 yards and three touchdowns as the Bears backed up the highest-scoring quarter in school history with three fourth-quarter TDs that gave Cal 460 total yards on its most prolific offensive day since Sept. 7, 1991.

Geoff McArthur caught seven passes for 90 yards, including a 4-yard TD pass, and rushed for another score. Joe Igber ran for 65 yards and caught a TD pass as Cal snapped an eight-game home losing streak.

The Bears' offense was overwhelming, but Cal also made several big plays on defense against Baylor quarterbacks Greg Cicero and Aaron Karas.

It was clear something special was happening for Cal from the game's first play. Boller threw a screen pass to Terrell Williams, who pulled up and threw a long pass to freshman David Gray behind the befuddled Baylor secondary.

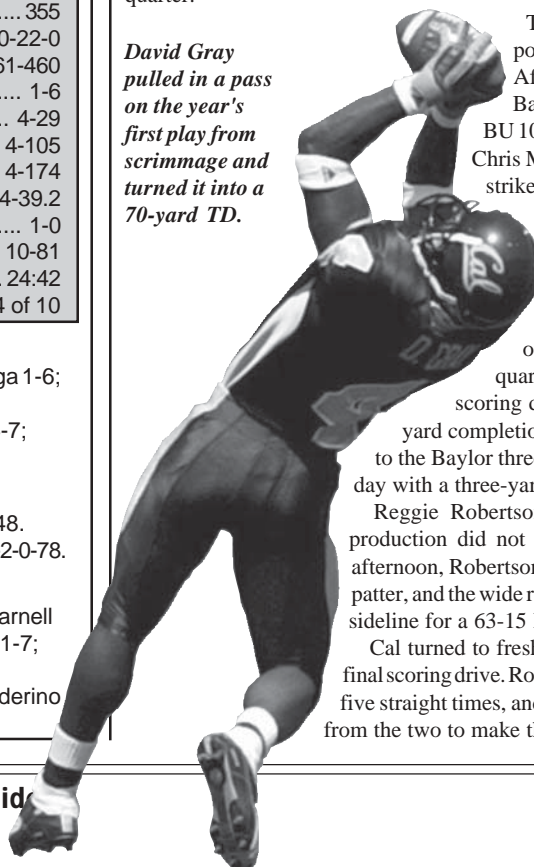
With no defenders within 20 yards of him, Gray raced untouched for a score just 20 seconds into the game.

Cornerback James Bethea intercepted Cicero's pass on Baylor's first play from scrimmage, and Boller quickly led two TD drives to give Cal a 21-0 lead.

Even when Baylor mounted its first solid drive late in the first quarter, the Bears came out shining with another spectacular play. Cicero's pass bounced off Shane Williams at the goal line, and Nixon intercepted it. The senior linebacker sprinted up the Baylor sideline, dodged Cicero's tackle at the Cal 40 and stumbled all the way into the end zone.

Fifty-two seconds after Nixon's return, Jemeel Powell returned another interception 26 yards for a score that gave Cal a school-record 35 points in the quarter.

David Gray pulled in a pass on the year's first play from scrimmage and turned it into a 70-yard TD.



The Bears pushed their total to 42 points early in the second quarter. After Tully Banta-Cain recovered a Baylor fumble and returned it to the BU 10-yard-line, Boller found fullback Chris Manderino for an 18-yard scoring strike two plays later. Cal then put the cap on its first-half outburst when wide receiver Geoff McArthur dashed in from the 5-yard-line on an end-around play.

Boller played his final series of the day at the start of fourth quarter, leading the Bears on a 71-yard scoring drive, which was keyed by a 47-yard completion to McArthur that took the ball to the Baylor three. The senior QB finished off his day with a three-yard touchdown rush.

Reggie Robertson filled in for Boller, but the production did not stop. On his first throw of the afternoon, Robertson found LaShaun Ward on an out patter, and the wide receiver dashed 52 yards down the sideline for a 63-15 lead.

Cal turned to freshman TB Marcus O'Keith on its final scoring drive. Robertson handed the ball to O'Keith five straight times, and O'Keith went over the goal line from the two to make the score, 70-15, with 4:16 to go.

GAME

2

September 7, 2002

California 34, New Mexico State 13

Memorial Stadium (24,692)

LINESCORE

	1	2	3	4	F
New Mexico State	3	0	3	7	13
California	17	0	7	10	34



Scoring Summary

Team	Qtr	Time	Play	Score
CAL	1st	12:42	Ward 15 pass from Boller (Jensen kick) <i>Drive: 7 plays, 44 yards, 2:18</i>	7-0
NMSU	1st	7:55	Aguiniga 36 field goal <i>Drive: 11 plays, 58 yards, 4:47</i>	7-3
CAL	1st	4:13	Jensen 22 field goal <i>Drive: 10 plays, 56 yards, 3:42</i>	10-3
CAL	1st	2:57	Swoboda 6 pass from Boller (Jensen kick) <i>Drive: 2 plays, 15 yards, 0:46</i>	17-3
NMSU	3rd	8:44	Aguiniga 50 field goal <i>Drive: 13 plays, 39 yards, 6:16</i>	17-6
CAL	3rd	6:37	Igber 4 run (Jensen kick) <i>Drive: 8 plays, 47 yards, 2:07</i>	24-6
CAL	4th	9:53	Jensen 22 field goal <i>Drive: 12 plays, 47 yards, 5:50</i>	27-6
CAL	4th	2:53	Boller 1 run (Jensen kick) <i>Drive: 3 plays, 7 yards, 1:25</i>	34-6
NMSU	4th	0:10	Jenkins 26 pass from Dombrowski (Aguiniga kick) <i>Drive: 10 plays, 65 yards, 2:43</i>	34-13

Team Statistics

	NMSU	CAL
First Downs	22	17
Rushes-Yards	51-169	31-120
Passing Yards	161	180
Passes (Att-Comp-Int)	26-16-0	32-19-0
Total Offense Plays-Yards	77-330	63-300
Fumble Returns-Yards	0-0	0-0
Punt Returns-Yards	2-24	2-36
Kickoff Returns-Yards	6-99	3-70
Interception Returns-Yards	0-0	0-0
Punts (Number-Avg)	4-26.8	3-39.7
Fumbles-Lost	4-2	1-1
Penalties-Yards	8-85	5-42
Possession Time	34:19	25:41
Third-Down Conversions	6 of 15	5 of 13

Rushing

NMSU – Dombrowski 12-66; Pierce 20-62; Taylor 5-19; Dixon 4-14; Winston 1-5; Higgins 7-5; Fiaseu 2-(-2).

California – Igber 18-87; Williams 5-15; Boller 6-14; McArthur 1-4.

Passing

NMSU – Pierce 17-12-0-121; Dombrowski 9-4-0-40.

California – Boller 32-19-0-180.

Receiving

NMSU – Winston 4-49; Jenkins 3-43; Briscoe 3-33; Lumpkin 2-8; Williams 2-8; Davis 1-14; Duncan 1-6.

California – Swoboda 6-45; McArthur 4-26; Igber 3-60; Makonnen 3-19; Ward 2-21; Hall 1-9.

Kyle Boller threw for 180 yards and two touchdowns as California got off to its first 2-0 start in five years, beating New Mexico State, 34-13.

Joe Igber rushed for 87 yards and a score as the Golden Bears won again under new coach Jeff Tedford, though they did it without the spectacular scoring and trickery of their season-opening 70-22 win over Baylor.

The Bears had not won their first two games since 1997, when Tom Holmoe got off to a strong start in the first season of his tenure as head coach.

Boller completed 19-of-32 passes and rushed for a score, while Igber's shifty running kept the Bears' offense moving toward a methodical victory. Mark Jensen, another senior, kicked two field goals for Cal.

Buck Pierce passed for 121 yards and rushed for 62 for the Aggies. Pierce left the game after bruising his left shoulder while getting sacked by three Bears late in the third quarter.

New Mexico State hurt itself with eight penalties for 85 yards, and the Aggies fumbled four times, losing two of them. Dario Aguiniga kicked two field goals, including one from a career-best 50 yards.

The Aggies outgained the Bears 321-298 thanks to a last-minute 26-yard TD pass, but Cal capitalized on every break and almost kept the Aggies out of the end zone entirely.

Last week, Cal jump-started its win with a double pass on the first play. New Mexico State beat Cal to the punch on trickery with an onside kick to begin the game – but the Aggies touched the ball too soon, putting the Bears in prime field position. They went on a 44-yard drive capped by LaShaun Ward's 15-yard TD catch.

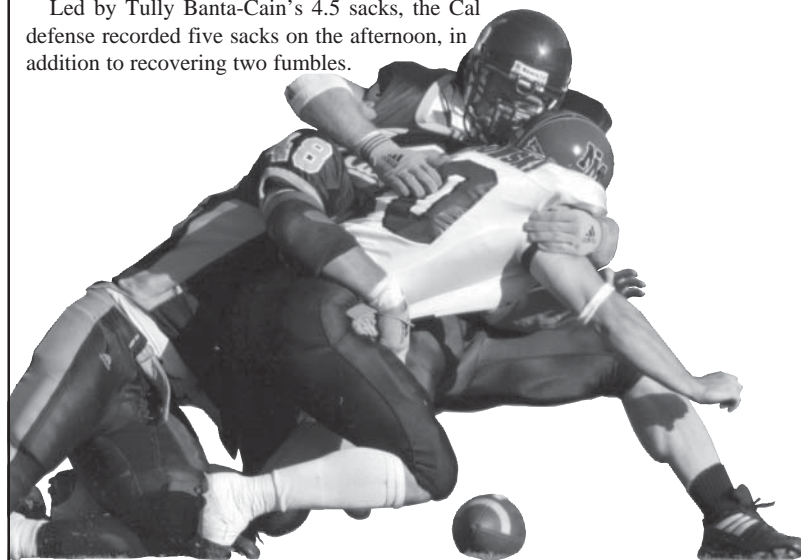
Following a New Mexico State fumble inside the Aggies' 20, tight end Tom Swoboda caught a 5-yard TD pass from Boller late in the first quarter, putting Cal up 17-3 and forcing the Aggies to abandon the option.

After a New Mexico State field goal early in the third quarter, Ward returned the ensuing kickoff 43 yards to the Aggie 47-yard-line. A 19-yard pass to Swoboda put Cal on the four, and Igber ran the ball in from three for a 24-6 advantage.

Defensive tackle Lorenzo Alexander blocked a punt to set up Cal's final touchdown. Taking over at the NMSU 7-yard-line, Boller dove over the pile from a yard out with 2:53 remaining for a 34-6 lead.

The Aggies finally reached the end zone with 10 seconds left when Paul Dombrowski passed 26 yards to Ronshay Jenkins.

Led by Tully Banta-Cain's 4.5 sacks, the Cal defense recorded five sacks on the afternoon, in addition to recovering two fumbles.



Tully Banta-Cain (No. 48) and Josh Gustaveson team up to cause one of four New Mexico State fumbles during Cal's 34-13 victory.

GAME

3


September 14, 2002

California 46, Michigan State 22

Spartan Stadium (72,634)

LINESCORE

	1	2	3	4	F
California	7	18	7	14	46
Michigan State	0	0	14	8	22



Scoring Summary

Team	Qtr	Time	Play	Score
CAL	1st	8:28	Powell 90 punt return (Jensen kick)	0-7
CAL	2nd	9:39	Team safety	0-9
CAL	2nd	8:52	Jensen 51 field goal	0-12
			<i>Drive: 4 plays, -5 yards, 0:39</i>	
CAL	2nd	4:41	Jensen 27 field goal	0-15
			<i>Drive: 7 plays, 11 yards, 3:58</i>	
CAL	2nd	0:19	Boller 14 pass from Ward (Jensen kick)	0-22
			<i>Drive: 7 plays, 67 yards, 2:34</i>	
CAL	2nd	0:00	Jensen 32 field goal	0-25
			<i>Drive: 1 play, 14 yards, 0:11</i>	
MSU	3rd	10:32	Rogers 15 pass from Smoker Rayner kick)	7-25
			<i>Drive: 10 plays, 91 yards, 4:17</i>	
MSU	3rd	6:38	Randall 2 pass from Smoker (Rayner kick)	14-25
			<i>Drive: 9 plays, 57 yards, 3:41</i>	
CAL	3rd	2:05	Boller 2 run (Jensen kick)	14-32
			<i>Drive: 9 plays, 69 yards, 4:20</i>	
CAL	4th	14:47	Igber 23 pass from Boller (Jensen kick)	14-39
			<i>Drive: 6 plays, 33 yards, 1:59</i>	
CAL	4th	6:52	Ward 54 pass from Boller (Jensen kick)	14-46
			<i>Drive: 9 plays, 83 yards, 5:09</i>	
MSU	4th	2:50	Lovett 35 pass from Dowdell (Lovett pass)	22-46
			<i>Drive: 7 plays, 75 yards, 3:49</i>	

Team Statistics

	CAL	MSU
First Downs	23	24
Rushes-Yards	36-135	30-87
Passing Yards	246	265
Passes (Att-Comp-Int)	35-20-1	38-20-2
Total Offense Plays-Yards	71-381	68-352
Fumble Returns-Yards	0-0	0-0
Punt Returns-Yards	3-103	3-11
Kickoff Returns-Yards	3-104	8-178
Interception Returns-Yards	2-3	1-0
Punts (Number-Avg)	4-44.8	4-35.2
Fumbles-Lost	2-0	3-3
Penalties-Yards	10-108	9-86
Possession Time	31:45	28:15
Third-Down Conversions	9 of 17	6 of 12

Rushing

California—Igber 21-108; Williams 4-23; O'Keith 4-3; Boller 7-1.
Michigan State—Moss 15-72; Richard 9-45; Dowdell 2-(-7), Smoker 4-(-23).

Passing

California—Boller 33-19-1-232; Ward 2-1-0-14.
Michigan State—Smoker 33-16-2-206; Dowdell 5-4-0-59.

Receiving

California—McArthur 7-62; Makonnen 4-47; Igber 4-44; Ward 3-68; Boller 1-14; Swoboda 1-11.
Michigan State—Rogers 9-166; Lovett 3-49; Randall 2-17; Kavanaght 2-15; Steckler 1-16; Knott 1-5; Moss 1-4; Hayes 1-(-7).

Cal improved to 3-0 for the first time since 1996 and defeated a Top 15 team on the road for the first time in 28 years as the Golden Bears roughed up No. 15 Michigan State, 46-22, in East Lansing.

Quarterback Kyle Boller accounted for four touchdowns – two throwing, one running and one receiving – and tailback Joe Igber rushed for 108 yards on 21 carries to lead the offense attack.

Cal stunned the Spartans by scoring 18 second-quarter points and taking a 25-0 lead at halftime. The scores came on a punt return, a safety, a trick play and three field goals.

Michigan State opened the second half with two touchdowns, but Cal responded with three consecutive TDs to wrap up the win.

Boller was 19-of-33 for 232 yards with two touchdowns and an interception. He caught a 14-yard TD pass from receiver LaShaun Ward in the second quarter and scored the first of Cal's three second-half touchdowns on a 2-yard run.

Michigan State drove to Cal's 1- and 2-yard-lines on consecutive drives in the first quarter, but the Spartans turned the ball over both times.

Cal's outburst began with Jemeel Powell's 90-yard punt return for a TD – the Bears' longest in 36 years – midway through the first half.

The Bears increased their lead to 9-0 with a safety after Michigan State was cited for holding in the end zone.

Ward returned the ensuing kickoff 56 yards, breaking several tackles, to set up Mark Jensen's career-long 51-yard kick, which gave Cal a 12-0 lead.


A trick play made it 22-0 with 19 seconds left in the half. Ward went in motion from left to right, caught a pitch from Boller, then lobbed the ball back to the quarterback for a 14-yard TD.

Michigan State had brief hopes for a comeback in the second half.

On the opening drive, the Spartans went 91 yards, capped by Jeff Smoker's 15-yard TD pass to Charles Rogers. On Cal's next play, Jason Harmon intercepted a pass by Boller. Smoker's 2-yard pass to Jason Randall cut the deficit to 25-14 midway through the third quarter.

The Bears quickly ended the threat with Boller's touchdown run, James Bethea's second interception and Boller's two TD passes – the first being a 23-yard toss to Igber and the second a 54-yard strike to Ward with 6:52 left in the contest.

Defensively, the Bears forced five turnovers, caused three quarterback sacks, including two by end Jamaal Cherry, and limited MSU to only 87 yards on the ground.



Return specialist Jemeel Powell started the scoring with a 90-yard punt return for touchdown in the first quarter.

GAME

4


September 21, 2002

Air Force 23, California 21

Memorial Stadium (31,816)

LINESCORE

	1	2	3	4		F
Air Force	3	0	7	13	—	23
California	3	6	3	9	—	21



Scoring Summary

Team	Qtr	Time	Play	Score
CAL	1st	13:50	Jensen 42 field goal <i>Drive: 4 plays, 2 yards, 0:59</i>	3-0
AF	1st	6:04	Ashcroft 34 field goal <i>Drive: 9 plays, 20 yards, 4:13</i>	3-3
CAL	2nd	9:15	Jensen 31 field goal <i>Drive: 7 plays, 25 yards, 2:18</i>	6-3
CAL	2nd	0:01	Jensen 37 field goal <i>Drive: 6 plays, 76 yards, 1:37</i>	9-3
CAL	3rd	5:27	Jensen 44 field goal <i>Drive: 19 plays, 54 yards, 9:33</i>	12-3
AF	3rd	3:34	Harridge 6 run (Ashcroft kick) <i>Drive: 5 plays, 65 yards, 1:53</i>	12-10
CAL	4th	14:56	Jensen 29 field goal <i>Drive: 10 plays, 44 yards, 3:38</i>	15-10
AF	4th	7:16	Harridge 1 run (rush failed) <i>Drive: 14 plays, 57 yards, 7:40</i>	15-16
AF	4th	1:59	Harridge 13 run (Ashcroft kick) <i>Drive: 7 plays, 45 yards, 3:32</i>	15-23
CAL	4th	0:31	Makonnen 17 pass from Boller (pass failed) <i>Drive: 9 plays, 70 yards, 1:28</i>	21-23

Team Statistics	AF	CAL
First Downs	17	18
Rushes-Yards	56-295	31-119
Passing Yards	22	216
Passes (Att-Comp-Int)	8-3-0	38-13-1
Total Offense Plays-Yards	64-317	69-335
Fumble Returns-Yards	0-0	0-0
Punt Returns-Yards	1-8	2-8
Kickoff Returns-Yards	2-57	3-71
Interception Returns-Yards	1-11	0-0
Punts (Number-Avg)	3-39.3	3-37.0
Fumbles-Lost	3-2	0-0
Penalties-Yards	8-70	7-64
Possession Time	32:14	27:46
Third-Down Conversions	8 of 14	4 of 16

Rushing

Air Force – Harridge 25-124; Massie 12-76; Cole 9-63; Palmer 2-14; Butler 3-9; Ward 1-7; Heier 2-2; Clark 1-1.
California – Igber 18-74; Ward 2-27; Manderino 3-9; Williams 4-7; Boller 4-2.

Passing

Air Force – Harridge 7-3-0-22; Barkers 1-0-0-0.
California – Boller 37-13-1-216; Williams 1-0-0-0.

Receiving

Air Force – Strecker 1-12; Park 1-7; Heier 1-3.
California – Makonnen 5-92; McArthur 5-85; Ward 3-39.

Air Force knocked Cal out of the national rankings with a 23-21 victory, scoring the decisive touchdown with 1:59 left in the game.

Mark Jensen kicked a school-record five field goals, but the 23rd-rated Bears were thwarted by at least 10 dropped passes.

Despite not reaching the end zone until 31 second remained, Cal still led the Falcons for most of the contest.

Air Force quarterback Chance Harridge fumbled on the first play from scrimmage and Cal linebacker Paul Ugenti pounced on the loose ball at the Air Force 28. Three plays later, Jensen trotted in for a 42-yard field goal just 1:10 into the game.

The Falcons took advantage of an interception at the Cal 37 to tie the score late in the first period on a 34-yard field goal by Joey Ashcroft.

Jensen then added two more field goals before the half – from 31 and 37 yards out – to give the Bears a 9-3 advantage at intermission.

Cal opened the third quarter with a 19-play, 54-yard drive that took 9:33 off the clock. But once again, the Bears were unable to reach pay dirt, instead settling for a 44-yard field goal from Jensen.

Air Force responded with the first touchdown of the day. One play after Steve Massie ran 45 yards to the Cal 10, Harridge, who finished with a career-high 124 yards on the ground, finished the march to narrow the gap to 12-10 Cal.

Another Jensen field goal, this one from 29 yards on the first play of the fourth quarter, gave the Bears a 15-10 edge.

However, Air Force came back on its next possession to take the lead. The Falcons capped off a 72-yard, 14-play drive when Harridge scored from the Cal 1. The extra point made the score 16-15 in favor of Air Force.

Cal could not gain a first down the next time it had the ball and had to punt. The Falcons again took advantage, this time on a 13-yard TD rush by Harridge.

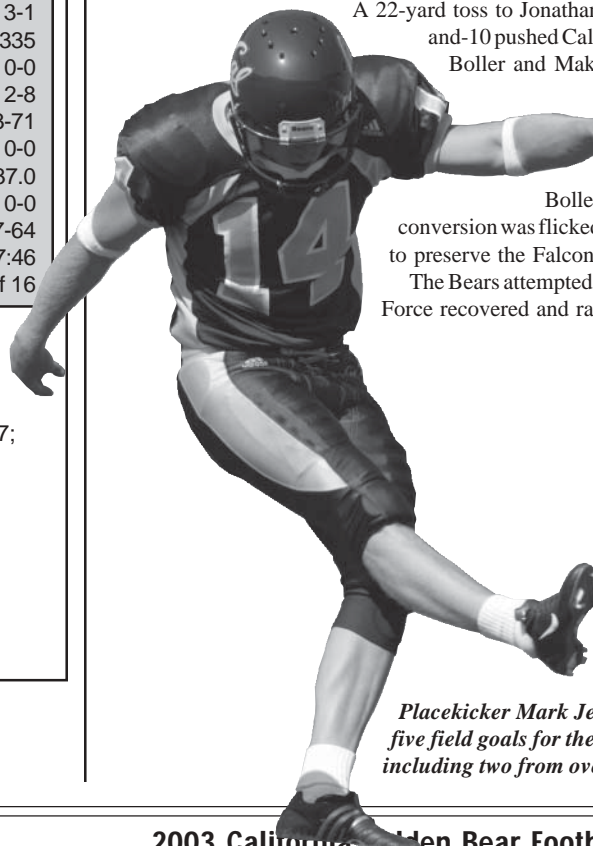
Down by eight points with 1:59 to go, Kyle Boller led the Bears down field.

A 22-yard toss to Jonathan Makonnen on fourth-and-10 pushed Cal into Air Force territory.

Boller and Makonnen then hooked up on a 17-yard scoring play to bring the margin to 23-21. However,

Boller's pass on the two-point conversion was flicked away by Jef Overstreet to preserve the Falcons' lead.

The Bears attempted an onside kick, but Air Force recovered and ran out the clock.



Placekicker Mark Jensen converted on five field goals for the Golden Bears, including two from over 40 yards.

GAME

5

September 28, 2002

Washington State 41, California 38

Memorial Stadium (29,297)

LINESCORE

	1	2	3	4		F
Washington State	0	9	29	10	—	48
California	7	14	7	10	—	38



Scoring Summary

Team	Qtr	Time	Play	Score
CAL	1st	11:21	Ward 25 pass from Boller (Jensen kick)	7-0
			<i>Drive: 6 plays, 77 yards, 5:28</i>	
CAL	2nd	12:58	Igber 3 run (Jensen kick)	14-0
			<i>Drive: 8 plays, 72 yards, 2:49</i>	
WSU	2nd	2:53	Lunde 11 pass from Gesser (kick blocked)	14-6
			<i>Drive: 9 plays, 81 yards, 2:15</i>	
CAL	2nd	0:33	Swoboda 21 pass from Boller (Jensen kick)	21-6
			<i>Drive: 5 plays, 80 yards, 2:20</i>	
WSU	2nd	0:02	Dunning 42 field goal	21-9
			<i>Drive: 3 plays, 47 yards, 0:16</i>	
WSU	3rd	10:57	Tippins 6 run (Dunning kick)	21-16
			<i>Drive: 10 plays, 68 yards, 4:03</i>	
WSU	3rd	7:32	Bush 10 pass from Gesser (Lunde pass)	21-24
			<i>Drive: 4 plays, 72 yards, 1:13</i>	
WSU	3rd	3:34	Coleman 9 blocked punt return (Dunning kick)	21-31
CAL	3rd	2:31	Wilson 3 run (Jensen kick)	28-31
			<i>Drive: 5 plays, 74 yards, 1:03</i>	
WSU	3rd	1:53	Riley 31 pass from Gesser (Dunning kick)	28-38
			<i>Drive: 2 plays, 75 yards, 0:30</i>	
CAL	4th	9:48	Makonnen 13 pass from Boller (Jensen kick)	35-38
			<i>Drive: 5 plays, 73 yards, 1:46</i>	
CAL	4th	7:33	Jensen 20 field goal	38-38
			<i>Drive: 4 plays, 9 yards, 2:01</i>	
WSU	4th	4:35	Darling 6 pass from Gesser (Dunning kick)	38-45
			<i>Drive: 6 plays, 75 yards, 2:58</i>	
WSU	4th	2:27	Dunning 48 field goal	38-48
			<i>Drive: 5 plays, 28 yards, 1:23</i>	

Team Statistics

	WSU	CAL
First Downs	27	25
Rushes-Yards	27-104	27-101
Passing Yards	474	371
Passes (Att-Comp-Int)	45-29-0	47-29-2
Total Offense Plays-Yards	72-578	74-472
Fumble Returns-Yards	0-0	1-3
Punt Returns-Yards	5-75	1-7
Kickoff Returns-Yards	7-128	6-140
Interception Returns-Yards	2-0	0-0
Punts (Number-Avg)	3-33.7	6-28.3
Fumbles-Lost	3-2	0-0
Penalties-Yards	6-55	7-68
Possession Time	26:03	33:57
Third-Down Conversions	4 of 13	7 of 16

Rushing

WSU—Tippins 12-50; Green 4-29; Smith 5-27; Darling 1-14; Gesser 5-(-14).
California—Igber 20-111; Wilson 1-3; Makonnen 1-(-1); Boller 5-(-12).

Passing

WSU—Gesser 44-28-0-431; Henderson 1-1-0-43.
California—Boller 47-29-2-371.

Receiving

WSU—Riley 7-139; Darling 6-109; Bush 5-125; Lunde 3-42; Henderson 2-24; Smith 2-17; Green 2-10; Tippins 2-8.
California—Makonnen 7-136; McArthur 7-96; Swoboda 6-60; Igber 5-33; Ward 3-39; Manderino 1-7.

Despite having a dislocated rib, Jason Gesser passed for 431 yards and four touchdowns as No. 16 Washington State rallied to beat Cal in the Pac-10 opener for both teams.

Three WSU receivers topped 100 yards, led by Jerome Riley with seven receptions for 139 yards and a touchdown. Kyle Boller threw for a career-high 374 yards and four touchdowns to lead the Bears.

Jonathan Makonnen had seven catches for 136 yards and a touchdown for the Golden Bears, while Joe Igber carried 20 times for 111 yards and a TD, getting most of his yardage early.

Cal grabbed the early lead on a 25-yard touchdown strike to LaShaun Ward early in the first quarter, and the Bears moved ahead 14-0 when Igber rushed in from three yards out at the start of the second period.

WSU finally got on the board when Gesser connected with Scott Lunde from the Cal 11. However, the extra point was no good and Cal still held a 14-6 advantage.

The Bears scored again, this time on a 21-yard TD pass to tight end Tom Swoboda. However, the Cougars went 47 yards in just 16 seconds and got a 42-yard field goal from Drew Dunning just before the end of the half.


WSU erased all of its 21-9 halftime deficit in the third quarter with a 29-point outburst. Gesser threw touchdown passes to Mike Bush and Riley, while John Tipping had a six-yard TD run and Erik Coleman returned a blocked punt for a score.

Down 38-28 at the start of the fourth quarter, Cal tallied two quick scores to tie the game at 38-all. First, Jonathan Makonnen caught a 13-yard pass from Boller. WSU's Devard Darling fumbled the ensuing kickoff, which was recovered by Cal's Wale Forrester at the Cougar 9. Three plays later, Mark Jensen booted a 20-yard field goal.

Darling redeemed himself by catching a 6-yard TD pass with 4:35 left to break a 38-all tie. Gesser set up the score by completing a 41-yard pass to Riley in spite of getting drilled by Tully Banta-Cain just as he released the ball.

Dunning added a 48-yard field goal with 2:27 left to seal the win.

The teams combined for 1,050 yards of offense and registered 52 total first downs.



Wide receiver Jonathan Makonnen caught seven passes for 136 total yards and a touchdown against Washington State.

GAME

6


October 5, 2002

California 34, Washington 27

Husky Stadium (71,337)

LINESCORE

	1	2	3	4		F
California	7	14	6	7	—	34
Washington	10	6	2	9	—	27



Scoring Summary

Team	Qtr	Time	Play	Score
CAL	1st	8:32	Makonnen 40 pass from Boller (Jensen kick) <i>Drive: 4 plays, 65 yards, 1:41</i>	0-7
WASH	1st	5:49	Cleman 21 run (Anderson kick) <i>Drive: 7 plays, 72 yards, 2:43</i>	7-7
WASH	1st	0:42	Anderson 51 field goal <i>Drive: 5 plays, 34 yards, 2:21</i>	10-7
CAL	2nd	10:45	Makonnen 8 pass from Boller (Jensen kick) <i>Drive: 1 play, 8 yards, 0:05</i>	10-14
WASH	2nd	9:11	Anderson 41 field goal <i>Drive: 6 plays, 50 yards, 1:34</i>	13-14
CAL	2nd	6:00	Strang 55 pass from Boller (Jensen kick) <i>Drive: 9 plays, 93 yards, 3:11</i>	13-21
WASH	2nd	0:20	Anderson 26 field goal <i>Drive: 7 plays, 24 yards, 1:21</i>	16-21
CAL	3rd	11:22	Swoboda 23 pass from Boller (pass failed) <i>Drive: 6 plays, 66 yards, 2:07</i>	16-27
WASH	3rd	2:22	Team safety	18-27
CAL	4th	10:13	Ward 2 pass from Boller (Jensen kick) <i>Drive: 3 plays, 8 yards, 1:28</i>	18-34
WASH	4th	4:03	Pickett 1 run (pass failed) <i>Drive: 19 plays, 82 yards, 6:10</i>	24-34
WASH	4th	1:54	Anderson 37 field goal <i>Drive: 11 plays, 36 yards, 1:48</i>	27-34

Team Statistics

	CAL	WASH
First Downs	17	26
Rushes-Yards	42-125	28-42
Passing Yards	266	399
Passes (Att-Comp-Int)	24-13-0	59-35-2
Total Offense Plays-Yards	66-391	87-441
Fumble Returns-Yards	0-0	0-0
Punt Returns-Yards	2-1	3-37
Kickoff Returns-Yards	3-32	5-92
Interception Returns-Yards	2-7	0-0
Punts (Number-Avg)	6-42.3	4-38.0
Fumbles-Lost	1-1	2-1
Penalties-Yards	10-92	8-70
Possession Time	29:08	30:52
Third-Down Conversions	7 of 15	7 of 19

Rushing

California—Igber 31-92; Boller 6-23; Williams 3-8; Manderino 1-3.
Washington—Cleman 12-42; Alexis 1-3; Frederick 1-1; Tuiaosopo 1-0; Singleton 1-(-1); Pickett 12-(-3).

Passing

California—Boller 24-13-0-266.
Washington—Pickett 59-35-2-399.

Receiving

California—Makonnen 4-70; Ward 3-68; Strang 2-64; Igber 2-21; Swoboda 1-23; Hall 1-20.
Washington—Reddick 10-105; Williams 8-116; Cleman 7-46; Arnold 5-83; Ware 2-27; Frederick 2-19; Toledo 1-3.

Kyle Boller threw for 266 yards and a career-high five touchdowns as Cal defeated No. 12 Washington, snapping a 19-game losing streak in the series.

The Golden Bears beat the Huskies for the first time since Nov. 9, 1976. They also ended a 17-game homefield winning streak by the Huskies.

Boller was 13-of-24 without an interception, outdueling UW's Cody Pickett, who finished 35-of-59 for 399 yards with two interceptions.

After the final seconds ticked off, the Bears gathered in front of the Cal band in the southwest corner of Husky Stadium to salute a contingent of fans, and the celebration carried into the visitors' dressing room.

The Bears started the scoring midway through the first quarter. On the Cal's second drive of the day, Boller completed a 40-yard TD pass to Jonathan Makonnen. UW answered right back, driving 72 yards and capping the drive with a 21-yard scamper by Braxton Cleman. John Anderson's 51-yard field goal at the close of the period gave the Huskies a 10-7 lead.

Cal went in front for good with 10:45 remaining in the second quarter. After Mike McGrath downed a 50-yard Tyler Fredrickson punt at the UW 5-yard-line, Husky TB Rich Alexis fumbled and Nnamdi Asomugha recovered the ball at the 8. One play later, Boller and Makonnen hooked up again for a 14-10 Bear edge.

Following another Anderson field goal, Cal reached the end zone again. This time, Boller found Vincent Strang over the middle for a 55-yard score.

The Bears build their lead to 27-16 just after halftime. After a 28-yard rush by Joe Igber set Cal up at the UW 23, Boller connected with tight end Tom Swoboda for another score. The Bears went for the two-point conversion, but Boller's pass to LaShaun Ward was incomplete.

Washington gained two points on a safety when Boller was whistled for intentional grounding in the end zone, but Cal extended its lead to 34-18 on a two-yard Boller-to-Ward connection with 10:13 to go in the game.

The Huskies rallied to beat Cal the last three years, and they seemed ready to do it again. Pickett's 1-yard TD run on an option play pulled Washington to 34-24 with 4:03 remaining.

Greg Carothers recovered a fumble by Igber on Cal's ensuing series, and the Huskies reached the final margin on John Anderson's fourth field goal of the day, a 37-yarder with 1:54 to play.

However, Cal recovered the onside kick and ran out the clock.



Defensive tackles Lorenzo Alexander helped Cal defeat Washington for the first time since the 1976 season.

GAME

7


October 12, 2002

USC 30, California 28

L.A. Memorial Coliseum (63,113)

LINESCORE

	1	2	3	4		F
California	14	7	0	7	—	28
USC	3	14	7	6	—	30



Scoring Summary

Team	Qtr	Time	Play	Score
CAL	1st	10:06	Igber 3 run (Jensen kick) <i>Drive: 10 plays, 74 yards, 4:54</i>	0-7
USC	1st	6:04	Killeen 34 field goal <i>Drive: 13 plays, 79 yards, 4:02</i>	3-7
CAL	1st	2:24	Williams 1 run (Jensen kick) <i>Drive: 9 plays, 66 yards, 3:40</i>	3-14
CAL	2nd	11:42	Makonnen 15 pass from Boller (Jensen kick) <i>Drive: 2 plays, 22 yards, 0:36</i>	3-21
USC	2nd	5:29	Kelly 6 pass from Palmer (Killeen kick) <i>Drive: 8 plays, 66 yards, 3:35</i>	10-21
USC	2nd	1:06	Williams 21 pass from Palmer (Killeen kick) <i>Drive: 10 plays, 76 yards, 2:48</i>	17-21
USC	3rd	8:38	McCullough 2 run (Killeen kick) <i>Drive: 12 plays, 68 yards, 6:22</i>	24-21
USC	4th	9:59	Killeen 32 field goal <i>Drive: 12 plays, 52 yards, 5:31</i>	27-21
USC	4th	1:41	Killeen 18 field goal <i>Drive: 5 plays, 32 yards, 1:31</i>	30-21
CAL	4th	0:35	Swoboda 5 pass from Boller (Jensen kick) <i>Drive: 9 plays, 65 yards, 1:06</i>	30-28

Team Statistics	CAL	USC
First Downs	17	28
Rushes-Yards	25-90	51-175
Passing Yards	221	289
Passes (Att-Comp-Int)	30-20-1	39-25-2
Total Offense Plays-Yards	55-311	90-464
Fumble Returns-Yards	0-0	0-0
Punt Returns-Yards	1-9	4-27
Kickoff Returns-Yards	4-71	3-40
Interception Returns-Yards	2-14	1-15
Punts (Number-Avg)	5-37.8	2-49.0
Fumbles-Lost	2-2	1-1
Penalties-Yards	4-25	4-30
Possession Time	21:28	38:32
Third-Down Conversions	3 of 10	11 of 19

Rushing

California—Igber 14-45; Strang 1-28; Boller 8-15; Ward 1-1; Williams 1-1.

USC—McCullough 39-176; MacKenzie 3-15; Williams 2-9; Fargas 1-1; Palmer 5-(-24).

Passing

California—Boller 30-20-1-221.

USC—Palmer 39-25-2-289.

Receiving

California—Ward 7-96; Swoboda 6-53; Makonnen 3-22; Strang 2-25; Igber 2-25.

USC—Williams 6-103; Colbert 6-75; Holmes 5-65; MacKenzie 4-24; Kelly 3-19; McCullough 1-3.

Seeking its fourth straight win over the Trojans in Los Angeles, Cal jumped out to a 21-3 lead early in the second quarter only to watch the eventual Pac-10 co-champs come back for a 30-28 victory.

Kyle Boller passed for 221 yards and two touchdowns and cornerback Jemeel Powell picked off two interceptions for the Bears. But Sultan McCullough literally carried USC, rushing 39 times for 185 yards and one score.

Cal reached the end zone the first two times it touched the ball. On the opening series, Boller completed passes of 22 yards to Tom Swoboda and 16 yards to LaShaun Ward to set the Bears up at the USC 28. Tailback Joe Igber took over from there, running seven yards to the 21, catching an 18-yard pass to the 3 and capping the drive on a three-yard rush for a 7-0 lead.

USC then drove nearly the length of the field in 13 plays, but two incomplete passes from the Cal 17-yard-line forced Ryan Killeen to boot a 34-yard field goal.

Cal responded by going 66 yards in nine plays, the key play being a 28-yard strike to wideout Vincent Strang to the USC 11. The Bears then faced a fourth-and-1 at the 2. After a timeout, Boller picked up the needed yard on a quarterback sneak and Terrell Williams dove over the goal line from there, making the score 14-3 in Cal's favor.

Powell snared the first of his interceptions deep in USC territory. However, he fumbled the ball back to the Trojans on the play at the USC 19.

Powell made up for his mistake later in the second quarter when he returned an interception seven yards to the USC 37. A facemask penalty set up the Bears at the 22 and two plays later, Boller found Jonathan Makonnen for a 15-yard TD play.

Cal appeared to be heading in for another score on its next drive. But after reaching the USC 32, Boller fumbled on a sack, and USC turned the tide with an eight-play drive for a touchdown and a 21-10 deficit.


The Trojans ended the half with another long march, this time going 76 yards in 10 plays. Carson Palmer's 21-yard pass to WR Mike Williams made the score 21-17.

USC grabbed the lead for good on the opening series of the third quarter. With McCullough rushing eight times in 12 plays, the tailback crossed into the end zone from the Cal 2, and the Trojans led, 24-21.

USC moved into Cal territory four times in its next four possessions, but had to settle for just two field goals. One drive ended on a missed field goal attempt and the other stopped on a fumble recovery by Nnamdi Asomugha at the Cal 19.

Cal scored one last time with 35 seconds to go in the game when Boller passed five yards to Swoboda. The Bears then attempted an onside kick, but USC recovered to clinch the outcome.

The Bears then attempted an onside kick, but USC recovered to clinch the outcome.



Tight end Tom Swoboda hauled in a five-yard TD pass from QB Kyle Boller.

GAME

8


October 19, 2002

California 17, UCLA 12

Memorial Stadium (46,697)

LINESCORE

	1	2	3	4	F
UCLA	3	0	7	2	12
California	3	7	0	7	17



Scoring Summary

Team	Qtr	Time	Play	Score
CAL	1st	12:20	Jensen 33 field goal <i>Drive: 9 plays, 54 yards, 2:40</i>	3-0
UCLA	1st	6:36	Griffith 42 field goal <i>Drive: 13 plays, 62 yards, 5:44</i>	3-3
CAL	2nd	10:01	Swoboda 24 pass from Boller (Jensen kick) <i>Drive: 10 plays, 76 yards, 4:07</i>	10-3
UCLA	3rd	11:10	Ebell 11 run (Griffith kick) <i>Drive: 8 plays, 81 yards, 3:50</i>	10-10
CAL	4th	12:08	Igber 4 run (Jensen kick) <i>Drive: 6 plays, 25 yards, 1:43</i>	17-10
UCLA	4th	0:00	Team safety	17-12

Team Statistics	UCLA	CAL
First Downs	18	11
Rushes-Yards	39-29	34-40
Passing Yards	197	133
Passes (Att-Comp-Int)	29-16-1	30-13-0
Total Offense Plays-Yards	68-226	64-173
Fumble Returns-Yards	0-0	0-0
Punt Returns-Yards	6-76	3-4
Kickoff Returns-Yards	4-43	3-96
Interception Returns-Yards	0-0	1-13
Punts (Number-Avg)	7-35.3	10-33.5
Fumbles-Lost	4-2	2-0
Penalties-Yards	7-65	10-111
Possession Time	32:52	27:08
Third-Down Conversions	4 of 16	5 of 17

Rushing

UCLA – Ebell 28-102; Harris 2-6; Taylor 2-6; Olson 2-(-12); Paus 4-(-30); Sciarra 2-(-43).

California – Igber 20-55; Williams 7-41; Ward 1-4; Boller 4-(-19); Makonnen 1-(-38).

Passing

UCLA – Paus 15-10-0-129; Sciarra 7-1-1-10; Olson 7-5-0-58.

California – Boller 30-13-0-133.

Receiving

UCLA – Bragg 7-113; Seidman 4-37; Ebell 3-9; Harrison 1-25; Perry 1-13.

California – Makonnen 4-42; Ward 3-40; Swoboda 2-32; Igber 2-6; McArthur 1-10; Manderino 1-3.

The Cal defense finished off a spectacular day by keeping UCLA out of the end zone during a fourth-quarter goal-line stand as the Golden Bears defeated the Bruins, 17-12, before a national TV audience on TBS.

UCLA – which got a safety on the game's final play as Cal ran out the clock – had first-and-goal situations twice during the pivotal series, but it ended with Cal's Jamaal Cherry blocking a 22-yard field-goal try by Chris Griffith.

Joe Igber ran four yards for the game-winning touchdown with 12:08 left, but the defense was the star for the Bears. UCLA entered the game averaging 437 yards, but was limited to just 226.

Kyle Boller completed only 13-of-30 passes for 130 yards and a touchdown. But his 24-yard TD pass to tight end Tom Swoboda in the second quarter gave the senior quarterback the most TD passes in Cal history with 55. He surpassed Pat Barnes, who had 54 from 1993-96.

The Bears drove 54 yards in nine plays on their first possession, but had to settle for Mark Jensen's 33-yard field goal. UCLA then matched Cal with a 32-yard field goal by Chris Griffith.

Neither team mounted much of a threat until UCLA reached the Cal 20. Tom Canada, though, sacked Bruin QB Cory Paus and Jamaal Cherry recovered the fumble. The Bears capitalized on the miscue, with Igber and Terrell Williams providing 56 yards on the ground to the UCLA 24. From there, Boller passed over the middle to Tom Swoboda for the go-ahead score.

UCLA tied the game again on the first series of the second half. Moving 81 yards in eight plays, Tyler Ebell finished the drive with an 11-yard rush up the middle.

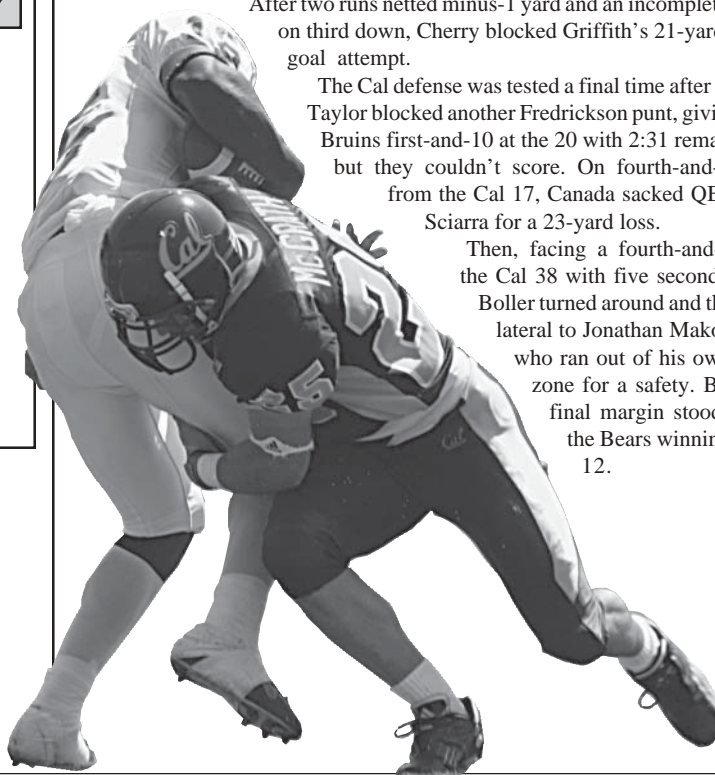
The teams traded punts until a sack by Tully Banta-Cain forced a fumble and Lorenzo Alexander recovered the ball at the UCLA 25. Six plays later, Igber scored on a four-yard rush and the Bears held a 17-10 advantage.

With 9:32 left in the game, UCLA's Matt Ware blocked a Tyler Fredrickson punt, and the Bruins recovered, giving them first-and-goal at the 3-yard-line.

After two runs netted minus-1 yard and an incomplete pass on third down, Cherry blocked Griffith's 21-yard field goal attempt.

The Cal defense was tested a final time after Junior Taylor blocked another Fredrickson punt, giving the Bruins first-and-10 at the 20 with 2:31 remaining, but they couldn't score. On fourth-and-seven from the Cal 17, Canada sacked QB John Sciarra for a 23-yard loss.

Then, facing a fourth-and-12 at the Cal 38 with five seconds left, Boller turned around and threw a lateral to Jonathan Makonnen, who ran out of his own end zone for a safety. But the final margin stood with the Bears winning, 17-12.



Special teamer Mike McGrath and the Golden Bear defense held the Bruins to a single touchdown and field goal in Cal's 17-12 victory.

GAME

9


October 26, 2002

Oregon State 24, California 13

Reser Stadium (36,603)

LINESCORE

	1	2	3	4	F
California	3	7	3	0	13
Oregon State	7	14	0	3	24



Scoring Summary

Team	Qtr	Time	Play	Score
CAL	1st	7:06	Jensen 27 field goal <i>Drive: 8 plays, 48 yards, 4:09</i>	0-3
OSU	1st	1:20	Jackson 7 run (Yliniemi kick) <i>Drive: 7 plays, 91 yards, 2:16</i>	7-3
CAL	2nd	11:41	Igber 1 run (Jensen kick) <i>Drive: 10 plays, 80 yards, 4:33</i>	7-10
OSU	2nd	4:49	Jackson 4 run (Yliniemi kick) <i>Drive: 4 plays, 82 yards, 1:03</i>	14-10
OSU	2nd	0:16	Jackson 4 run Yliniemi kick <i>Drive: 8 plays, 59 yards, 3:02</i>	21-10
CAL	3rd	0:58	Jensen 50 field goal <i>Drive: 8 plays, 22 yards, 2:42</i>	21-13
OSU	4th	8:23	Yliniemi 26 field goal <i>Drive: 6 plays, 37 yards, 2:57</i>	24-13

Team Statistics

	CAL	OSU
First Downs	17	18
Rushes-Yards	28-16	43-301
Passing Yards	284	80
Passes (Att-Comp-Int)	51-27-1	24-8-0
Total Offense Plays-Yards	79-300	67-381
Fumble Returns-Yards	0-0	0-0
Punt Returns-Yards	5-53	5-40
Kickoff Returns-Yards	3-112	1-19
Interception Returns-Yards	0-0	1-0
Punts (Number-Avg)	8-36.8	10-35.5
Fumbles-Lost	3-1	2-1
Penalties-Yards	10-79	10-97
Possession Time	33:05	26:55
Third-Down Conversions	6 of 19	3 of 14

Rushing

California – Igber 11-33; Williams 9-31; Manderino 1-3; Boller 6-(-49).

Oregon State – Jackson 35-239; Wright 5-56; Boyd 1-18; Anderson 2-(-12).

Passing

California – Boller 51-27-1-284.

Oregon State – Anderson 24-8-0-80.

Receiving

California – Makonnen 8-55; Swoboda 7-77; Ward 4-81; Igber 3-26; McArthur 2-20; Williams 2-15; Hall 1-10.

Oregon State – Farley 4-42; Euhus 1-13; Boyd 1-13; Newson 1-9; Haines 1-3.

Steven Jackson rushed for a career-high 239 yards and three touchdowns, helping Oregon State end a three-game losing streak with a 24-13 victory over Cal.

Jackson dominated the first half, scoring all three Beavers touchdowns to go along with 168 yards on 16 carries.

Kyle Boller was 27-of-51 for 284 yards for the Bears. However, Cal struggled in its running game, netting only 16 yards.

The Bears started the scoring on a 27-yard field by Mark Jensen.

After two three-and-out possessions to start the game, OSU started to click offensively when quarterback Derek Anderson converted a third-and-9 from his 9 with a 15-yard pass to Kenny Farley. Then Jackson took over, picking up 11, 11, 42 and 7 yards on consecutive plays to score the Beavers' first touchdown. For the game, Oregon State gained 301 yards on the ground.

Cal answered with a 10-play, 80-yard drive to retake the lead in the second quarter, capped by Joe Igber's one-yard plunge and helped by a 47-yard pass to LaShaun Ward and a 20-yarder to Tom Swoboda.

Both teams traded drives ending in punts when the Beavers struck again, this time with a four-play, 82-yard drive in just more than a minute, highlighted by backup running back Dwight Wright's 47-yard scamper straight up the middle and an 18-yard reverse for receiver Kenny Farley.

On the Bears' ensuing possession, linebacker Nick Barnett forced Boller to fumble and Noah Happe recovered for Oregon State. Jackson again dominated, running the ball on four consecutive plays, including a 32-yard pickup, setting up goal-to-go. A pass interference penalty on third down gave the Beavers another chance, and Jackson took it in from four yards out for his third score of the half.

The teams traded field goals in the second half as both offenses fizzled. Oregon State managed just 92 yards in the final two quarters while the Bears picked up 94.

Twice, Cal reached OSU territory in the final fourth quarter. Down 24-13 with less than three minutes left, the Bears reached the Beaver 3, but Boller was intercepted in the end zone. On its final possession, Cal got as far as the OSU 27, only to see the clock run out.



Quarterback Kyle Boller threw for 284 yards passing and completed 27 of 51 attempts against Oregon State.


November 9, 2002

California 55, Arizona State 38

Sun Devil Stadium (40,769)

LINESCORE

	1	2	3	4	F
California	7	14	17	17	55
Arizona State	0	17	21	0	38



Scoring Summary

Team	Qtr	Time	Play	Score
CAL	1st	0:35	Swoboda 11 pass from Boller (Jensen kick) <i>Drive: 4 plays, 33 yards, 1:09</i>	0-7
ASU	2nd	11:46	McDonald 28 pass from Walter (Barth kick) <i>Drive: 2 plays, 27 yards, 0:46</i>	7-7
ASU	2nd	7:08	Barth 22 field goal <i>Drive: 6 plays, 33 yards, 2:44</i>	10-7
CAL	2nd	6:56	Ward 47 pass from Boller (Jensen kick) <i>Drive: 1 play, 47 yards, 0:12</i>	10-14
ASU	2nd	4:24	McDonald 68 pass from Walter (Barth kick) <i>Drive: 5 plays, 80 yards, 2:32</i>	17-14
CAL	2nd	0:53	Makonnen 9 pass from Boller (Jensen kick) <i>Drive: 3 plays, 14 yards, 1:25</i>	17-21
CAL	3rd	10:03	Forrester 18 blocked punt ret. (Jensen kick)	17-28
ASU	3rd	8:33	Fulton 16 pass from Walter (Barth kick) <i>Drive: 7 plays, 80 yards, 1:30</i>	24-28
CAL	3rd	7:15	Asomugha 85 interception ret. (Jensen kick)	24-35
ASU	3rd	6:46	Lightfoot 85 pass from Walter (pass failed) <i>Drive: 2 plays, 91 yards, 0:29</i>	30-35
ASU	3rd	2:36	Hill 2 run (Fulton pass) <i>Drive: 8 plays, 56 yards, 2:31</i>	38-35
CAL	3rd	0:35	Jensen 48 field goal <i>Drive: 7 plays, 49 yards, 2:01</i>	38-38
CAL	4th	14:10	Jensen 20 field goal <i>Drive: 4 plays, -11 yards, 1:01</i>	38-41
CAL	4th	7:08	Igber 17 pass from Boller (Jensen kick) <i>Drive: 8 plays, 80 yards, 4:15</i>	38-48
CAL	4th	5:58	Makonnen 28 pass from Boller (Jensen kick) <i>Drive: 2 plays, 30 yards, 0:51</i>	38-55

Team Statistics	CAL	ASU
First Downs	19	19
Rushes-Yards	42-169	27-(-2)
Passing Yards	213	477
Passes (Att-Comp-Int)	35-16-1	50-29-1
Total Offense Plays-Yards	77-382	77-475
Fumble Returns-Yards	1-6	0-0
Punt Returns-Yards	7-92	5-33
Kickoff Returns-Yards	2-43	4-51
Interception Returns-Yards	1-85	1-7
Punts (Number-Avg)	6-41.8	9-41.1
Fumbles-Lost	3-2	4-4
Penalties-Yards	4-37	11-73
Possession Time	32:21	27:39
Third-Down Conversions	4 of 18	4 of 15

Rushing

Cal – Igber 30-144; Porter 4-19; Manderino 1-4; Boller 6-2.

Arizona State – Hill 8-28; Williams 6-11; Canidate 4-0; Christensen 1-0; Walter 8-(-41).

Passing

Cal – Boller 35-16-1-213.

Arizona State – Walter 50-29-1-477.

Receiving

Cal – Makonnen 5-68; Swoboda 4-46; Igber 4-33; Hall 2-19; Ward 1-47.

Arizona State – Lightfoot 6-163; McDonald 6-138; Hill 5-18; Fulton 3-66; Taplin 2-31; Hagan 2-13; Williams 2-8; Miller 1-15; Maddox 1-13; Pinkard 1-12.

Kyle Boller matched his career high with five touchdown passes to lead Cal past No. 25 Arizona State, giving the Bears a third victory over a Top 25 team on the road for the first time in school history.

Tailback Joe Igber also had a 17-yard touchdown catch for the Bears in a game that featured six lead changes.

The Sun Devils were doomed by three fumbles deep in their own territory, an interception returned 85 yards for a Cal touchdown, and a blocked punt that was returned for a score.

Cal, coming off a bye week, scored the game's final 20 points after Arizona State took a 38-35 lead on Hakim Hill's 2-yard touchdown run with 2:36 left in the third quarter.

There were 38 points scored in a third quarter that lasted almost one-and-a-half hours. The quarter ended in a 38-38 tie, and the Bears on the Arizona State 2.

Cal scored the only points in the first quarter when Tom Swoboda caught a Boller pass with just 35 seconds only the clock. The 33-yard drive was set up by a 27-yard punt return by Jemeel Powell.

After ASU tied the score at 7-7, the Sun Devils grabbed a 10-7 lead on Mike Barth's 22-yard field goal. Cal answered right back with a one-play drive – a 47-yard TD pass from Boller to LaShaun Ward.

The teams traded touchdowns – ASU on a 68-yard pass to Shaun McDonald and Cal on a nine-yard toss to Jonathan Makonnen – to complete the half.

The Bears built an 11-point third-quarter lead behind an 18-yard blocked punt return by Wale Forrester and an 85-yard interception return by Nnamdi Asomugha. However, the Sun Devils scored two quick touchdowns and led, 38-35, with under a minute left in the period.


Mark Jensen's 48-yard field goal tied the game at 38 with 35 seconds left in the third quarter.

Two plays later, a blitzing Paul Ugenti knocked the ball loose from ASU quarterback Andrew Walter, and Tully Banta-Cain recovered for Cal at the Sun Devil 13. The defense held at the 2, but Jensen's 20-yard field goal put the Bears up for good 41-38 with 14:20 to play.

Cal extended its advantage to 48-38 with an eight-play, 80-yard drive midway through the fourth quarter, capped by a 17-yard TD toss to Igber.

Linebacker Marcus Daniels recovered an ASU fumble on the Sun Devils' next play at the ASU 30. After Igber rushed for two yards, Makonnen put Cal's final points on the board with a 28-yard reception.

Nnamdi Asomugha intercepted an ASU pass and returned it 85 yards for a score and a 35-24 Cal lead in the third quarter.



GAME

11

November 16, 2002

Arizona 52, California 41

Memorial Stadium (28,808)

LINESCORE

	1	2	3	4	F
Arizona	0	24	7	21	—
California	3	14	14	10	—



Scoring Summary

Team	Qtr	Time	Play	Score
CAL	1st	8:18	Jensen 43 field goal <i>Drive: 10 plays, 33 yards, 4:43</i>	3-0
ARIZ	2nd	14:50	Levasseur 1 pass from Johnson (Gill kick) <i>Drive: 3 plays, 76 yards, 0:42</i>	3-7
ARIZ	2nd	12:32	Wells 42 interception return (Gill kick)	3-14
CAL	2nd	12:15	Ward 94 kickoff return (Jensen kick)	10-14
ARIZ	2nd	8:42	Gill 30 field goal <i>Drive: 8 plays, 72 yards, 3:33</i>	10-17
CAL	2nd	3:15	Ward 25 pass from Boller (Jensen kick) <i>Drive: 7 plays, 77 yards, 1:14</i>	17-17
ARIZ	2nd	1:52	Relford 31 pass from Johnson (Gill kick) <i>Drive: 5 plays, 67 yards, 1:23</i>	17-24
CAL	3rd	13:44	Bethea 60 missed FG return (Jensen kick)	24-24
ARIZ	3rd	12:37	Means 27 blocked punt return (Gill kick)	24-31
CAL	3rd	2:06	Igber 38 run (Jensen kick) <i>Drive: 4 plays, 61 yards, 1:08</i>	31-31
CAL	4th	14:57	Jensen 19 field goal <i>Drive: 4 plays, 9 yards, 1:51</i>	34-31
ARIZ	4th	12:37	Levasseur 9 pass from Johnson (Gill kick) <i>Drive: 5 plays, 68 yards, 6:12</i>	34-38
ARIZ	4th	8:45	Wade 7 pass from Johnson (Gill kick) <i>Drive: 8 plays, 58 yards, 3:53</i>	34-45
ARIZ	4th	3:57	Carr 4 run (Gill kick) <i>Drive: 7 plays, 76 yards, 3:09</i>	34-52
CAL	4th	0:37	Swoboda 11 pass from Boller (Jensen kick) <i>Drive: 9 plays, 50 yards, 2:10</i>	41-52

Team Statistics	ARIZ	CAL
First Downs	23	20
Rushes-Yards	32-(-5)	27-58
Passing Yards	492	298
Passes (Att-Comp-Int)	45-31-1	45-22-2
Total Offense Plays-Yards	77-487	72-356
Fumble Returns-Yards	0-0	0-0
Punt Returns-Yards	3-82	1-5
Kickoff Returns-Yards	8-134	7-178
Interception Returns-Yards	2-45	1-0
Punts (Number-Avg)	6-29.2	7-34.0
Fumbles-Lost	4-1	4-1
Penalties-Yards	5-45	9-85
Possession Time	33:43	26:17
Third-Down Conversions	9 of 17	4 of 16

Rushing

Arizona – Harris 4-15; Bell 3-14; Scott 13-6; Thurman 1-5; Carr 3-4; Johnson 7-(-48).

California – Igber 19-90; Ward 1-3; Boller 7-(-35).

Passing

Arizona – Johnson 45-31-1-492.

California – Boller 45-22-2-298.

Receiving

Arizona – Wade 11-222; Thurman 9-151; Relford 3-48; Harris 2-46; Levasseur 2-10; Ealy 1-10; Hugo 1-8; Williams 1-3; Scott 1-(-6).

California – Swoboda 7-83; Ward 4-80; Igber 4-30; McArthur 3-65; Hall 3-21; Makonnen 1-19.

Jason Johnson passed for a school-record 492 yards and threw two of his four touchdown passes to Justin Levasseur as Arizona snapped a six-game losing streak with a 52-41 victory.

Bobby Wade caught 11 passes for a career-high 222 yards as the Wildcats finished strong in a game that included touchdown returns of an interception, a blocked punt and a blocked field goal.

For the 11th consecutive game this season, Cal scored first – this time with a 43-yard Mark Jensen field goal with 8:18 remaining in the first period.

But Arizona, which had not scored more than 13 points in any of its previous four games, racked up 24 points in the second quarter. A one-yard TD pass from Johnson to Levasseur was followed by a Ray Wells 42-yard interception return just over two minutes later.

LaShaun Ward returned the ensuing kickoff 94 yards for a touchdown, but Arizona added a 30-yard field goal by Bobby Gill and a Lance Relford 31-yard TD reception before the half.


Cal battled back to take a 34-31 lead by early in the fourth quarter. The scoring run started with 2:06 left in the third period when Joe Igber reached the end zone on a 38-yard run to tie the score. When Tully Banta-Cain's sack of Johnson forced a fumble at the Arizona 11, Jensen converted on a 19-yard field goal to put the Bears back in front.

The Wildcats, however, scored 21 consecutive points, beginning on their next drive. A 41-yard pass to Wade set UA up at the Cal 36. Two plays later, Arizona took advantage of a pass interference penalty and a personal foul on Cal to move the pass to the 9-yard-line. Johnson immediately hit Levasseur in the end zone for a 38-34 lead.

UA squibbed the kickoff on the ground, the ball bounced off Cal's Calvin Hosey, and Arizona recovered on the Wildcat 42. Seven plays later, Johnson and Wade hooked up for a seven-yard scoring play.

Another long pass to Wade, this one going for 38 yards, set up UA's final points – a four-yard TD run by Beau Carr to make the score 52-34 with 3:57 remaining in the contest.

Cal did score with under a minute to go, but did not have time to complete a comeback.



LaShaun Ward returned an Arizona kickoff 94 yards for a second-quarter touchdown.

GAME

12

November 23, 2002

California 30, Stanford 7

Memorial Stadium (71,224)

LINESCORE

	1	2	3	4	F
Stanford	7	0	0	0	7
California	10	13	7	0	30



Scoring Summary

Team	Qtr	Time	Play	Score
STAN	1st	10:26	Johnson 8 pass from Matter (Sgroi kick) <i>Drive: 7 plays, 50 yards, 3:03</i>	0-7
CAL	1st	8:24	Ward 31 pass from Boller (Jensen kick) <i>Drive: 5 plays, 71 yards, 2:02</i>	7-7
CAL	1st	1:40	Jensen 23 field goal <i>Drive: 5 plays, 31 yards, 1:04</i>	10-7
CAL	2nd	10:54	Ward 22 pass from Boller (kick failed) <i>Drive: 9 plays, 80 yards, 3:10</i>	16-7
CAL	2nd	4:36	Igber 42 run (Jensen kick) <i>Drive: 3 plays, 51 yards, 1:25</i>	23-7
CAL	3rd	11:58	Powell 84 punt return (Jensen kick)	30-7

Team Statistics	STAN	CAL
First Downs	14	24
Rushes-Yards	32-94	38-219
Passing Yards	167	188
Passes (Att-Comp-Int)	33-18-2	31-16-1
Total Offense Plays-Yards	65-261	69-407
Fumble Returns-Yards	0-0	0-0
Punt Returns-Yards	2-28	5-116
Kickoff Returns-Yards	5-92	2-30
Interception Returns-Yards	1-25	2-2
Punts (Number-Avg)	9-39.3	4-38.2
Fumbles-Lost	2-1	3-0
Penalties-Yards	9-78	5-44
Possession Time	29:57	30:03
Third-Down Conversions	5 of 16	4 of 13

Rushing

Stanford – Carter 12-34; Wells 1-30; Matter 11-17; Moore 2-14; Powell 4-12; Tolon 1-(-5); Eklund 1-(-8).
California – Igber 26-226; Manderino 2-12; Porter 1-0; Boller 9-(-19).

Passing

Stanford – Matter 30-16-2-151; Eklund 3-2-0-16.
California – Boller 31-16-1-188.

Receiving

Stanford – Johnson 5-61; Smith 4-41; Powell 4-26; Wells 3-29; Mason 2-10.
California – Makonnen 7-69; Igber 3-17; Ward 2-53; Swoboda 2-21; Manderino 1-17; Strang 1-11.

Joe Igber ran for a Big Game-record 226 yards and a score as Cal beat Stanford 30-7 in the 105th Big Game, snapping a seven-game losing streak in the rivalry before a sold-out Memorial Stadium crowd.

The victory gave the Bears a 7-5 final record – marking their first winning season since 1993 and just one year removed from a 1-10 finish.

Kyle Boller passed for 188 yards and threw two touchdown passes to LaShaun Ward.

Twenty years after The Play – the five-lateral, 57-yard kickoff return that won the 1982 Big Game for Cal – the Bears didn't need any trickery. After Teyo Johnson caught an eight-yard TD pass on Stanford's opening possession, Boller and Igber led a steady march to the end zone.

Just five plays and 2:02 after the Cardinal took the lead, Boller completed a 31-yard scoring toss to Ward. The Bears then went up for good late in the first quarter. After Cal pinned Stanford deep in its own territory, Jemeel Powell fielded a punt at the Cardinal 46 and returned it 10 yards. The Bears eventually reached the 5-yard-line, but had to settle for Mark Jensen's 23-yard field goal.

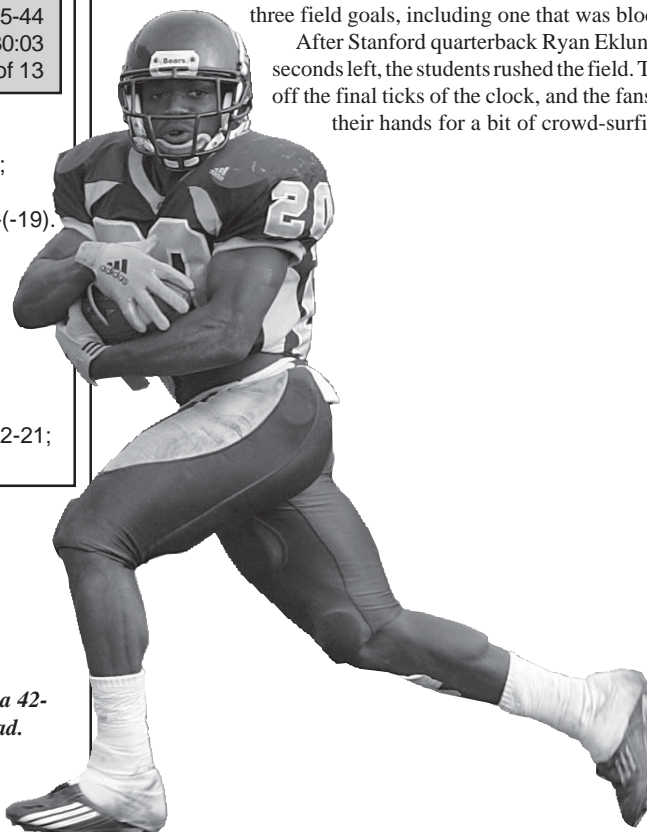
Cal quickly extended its lead in the second period. Igber rushed three times for 41 yards and another Boller-to-Ward connection finished the drive – this time from 22 yards away. Jensen's extra point attempt was no good, but the Bears still led, 16-7.

Igber tallied the final points of the first half with a 42-yard run up the middle for a score with 4:36 on the clock.

The score reached 30-7 on Stanford's first possession of the third quarter. Unable to pick up a first down, the Cardinal punted. Powell fielded the kick at his own 16 and dashed 84 yards into the end zone – the fifth-longest punt return in school history and the third of his career.

Cal had several other chances to score the rest of the day, but Jensen missed three field goals, including one that was blocked.

After Stanford quarterback Ryan Eklund fumbled with 11 seconds left, the students rushed the field. The officials waved off the final ticks of the clock, and the fans lifted Boller onto their hands for a bit of crowd-surfing.



Tailback Joe Igber rushed for a season-high 226 yards, including a 42-yard touchdown run in the second quarter that gave Cal a 23-7 lead.